


## Mechanical Data

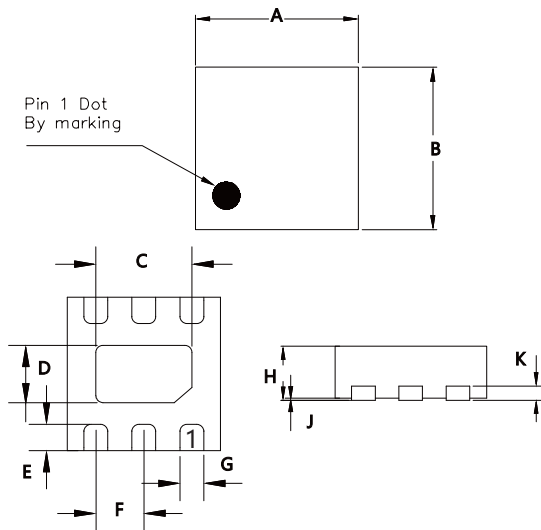
- Surface Mount Package
- Weight: 0.0044 grams (Approximate)
- Moisture Sensitivity Level 1
- Halogen Free. "Green" Device (Note 1)
- Epoxy Meets UL 94 V-0 Flammability Rating
- Lead Free Finish/RoHS Compliant (Note2) ("P" Suffix Designates RoHS Compliant. See Ordering Information)

Note:1. free "Green" products are defined as those which contain <900ppm bromine, <900ppm chlorine (<1500ppm total Br + Cl) and <1000ppm antimony compounds.  
2. High Temperature Solder Exemption Applied, see EU Directive Annex 7a.

## Package 3D Photo

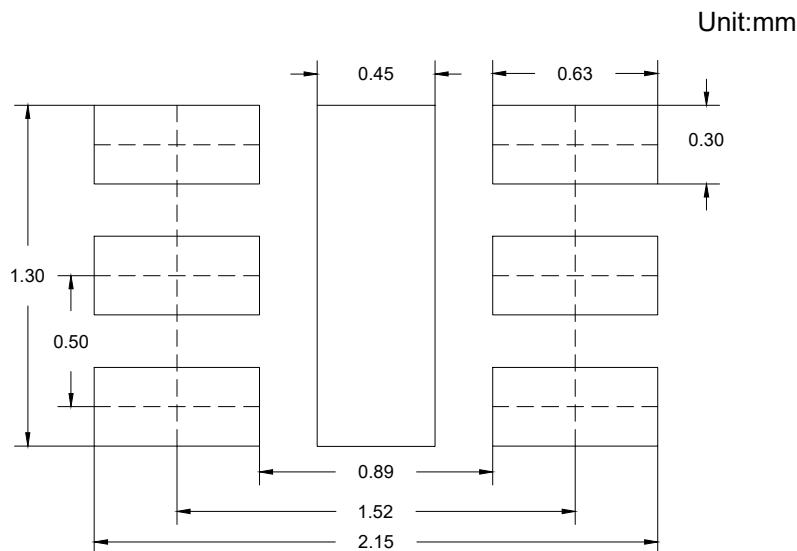


## Package Outline Dimensions



DIM	DIMENSIONS				NOTE
	INCHES		MM		
	MIN	MAX	MIN	MAX	
A	0.061	0.065	1.55	1.65	
B	0.061	0.065	1.55	1.65	
C	0.035	0.041	0.90	1.05	
D	0.020	0.026	0.50	0.65	
E	0.008	0.012	0.20	0.30	
F	0.020		0.50		TYP.
G	0.008	0.012	0.20	0.30	
H	0.020	0.024	0.50	0.60	
J	0.000	0.002	0.00	0.05	
K	0.006		0.15		TYP.

## Suggested Solder Pad Layout



**Notes:**

- 1.The suggested land pattern dimensions have been provided for reference only.
- 2.For further information,please reference document IPC-7351A.

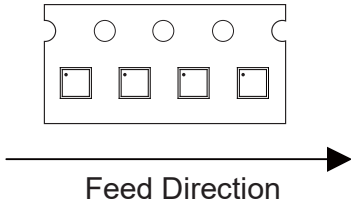
### Packing Quantity

Package	Tape Width (mm)	Reel Size (inch)	Reel Quantity	BOX Quantity	Carton Quantity
DFN1616-6	8	7	3000	30K	120K

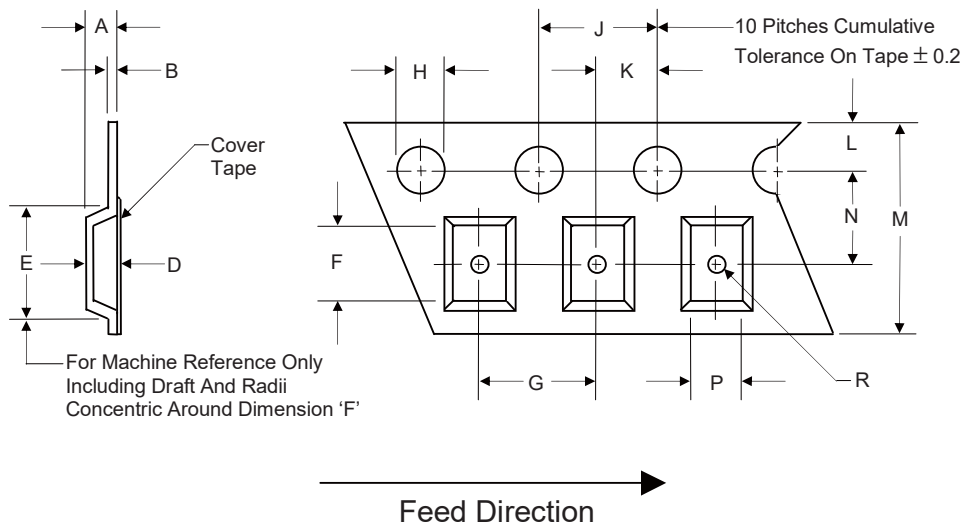
Note 1: These are minimum package quantities only. Minimum orders will differ. Contact the factory for more information on minimum order quantities.

Note 2: MCC Tape&reel products meets EIA-481 REV D specification.

### Device Tape Orientation

Package	Tape Width (mm)	Tape Orientation
DFN1616-6	8	

### Embossed Carrier Tape Specifications

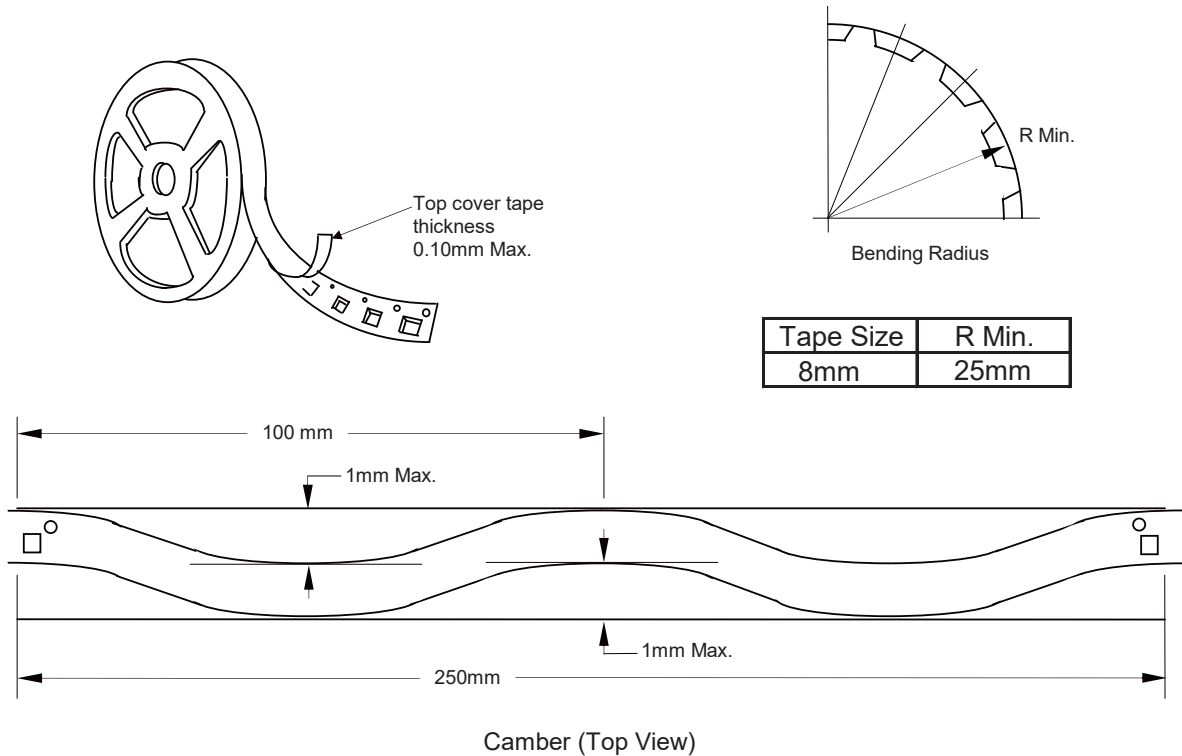


Tape Width	H	L	J	B	D	F	P
8mm	1.5	1.75	4.0	0.6	See Note 3		
(Tolerance)	+0.1/-0	$\pm 0.1$	$\pm 0.1$	Max			

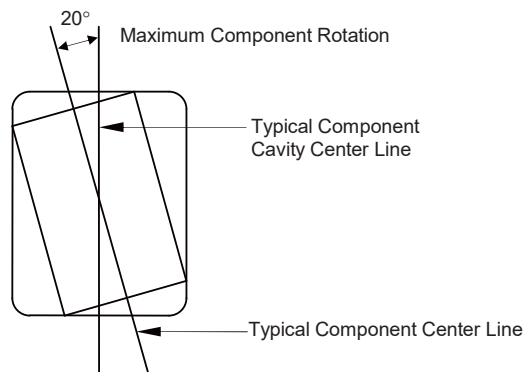
Tape Width	E	R	N	A	K	M	G
8mm	4.2	1.0	3.5	2.4	2.0	8.0	4.0
(Tolerance)	Max	Min	$\pm 0.05$	Max	$\pm 0.05$	$\pm 0.3$	$\pm 0.1$

Note 3: D,E,F are determined by constant size. The clearance between the part and the tape cavity must be within 0.05mm min. to 0.50mm max. for 8mm tape.

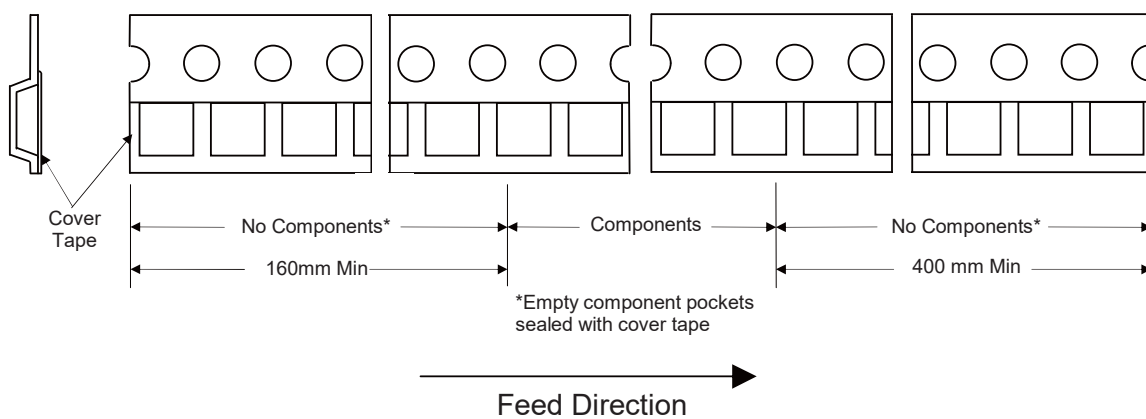
## Embossed Carrier Tape Specifications



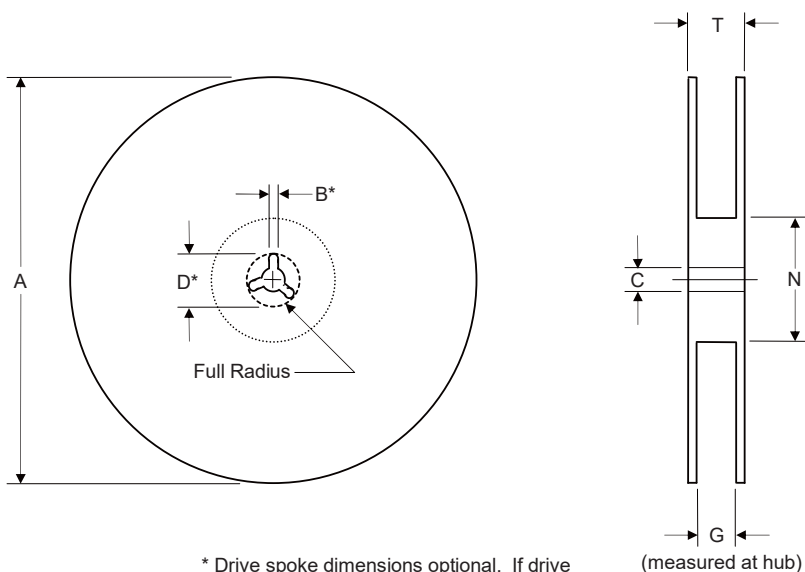
Allowable camber to be 1mm/100mm non-accumulative over 250mm



## Start and Finish Specification



## Surface Mount Reel Specifications

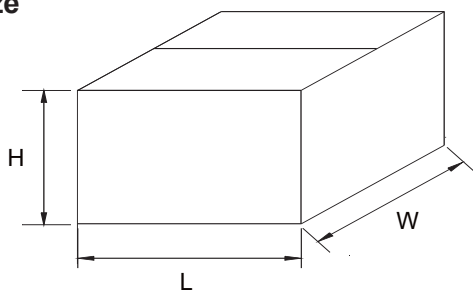


\* Drive spoke dimensions optional. If drive spoke is used then asterisked dimensions apply.

Tape Width	A	B	C	D	N	G	T
8mm	180	1.5	13.0	20.2	55	8.4	14.4
(Tolerance)	Max	Min	±0.2	Min	±5.0	+1.5	Max

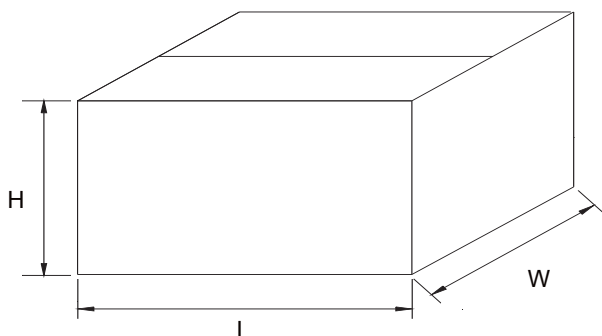
## Dimensions

### Inbox Size



Dimension	Specification(mm typical)	
	General	MBB Bag
L	187	227
W	130	145
H	187	202

### Carton Size



Dimension	Specification(mm typical)	
	General	MBB Bag
L	390	470
W	275	305
H	207	223